

I.PCD.V1.5/02.03.2022

**TM TECHNOLOGIE**  
emergency & evacuation lighting



IP 20

LED

3h

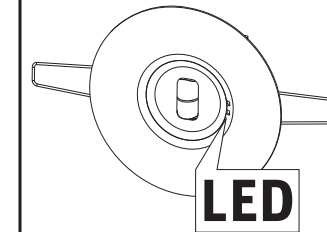


210 ÷ 250 V AC  
50 / 60 Hz  
186 ÷ 254 V DC

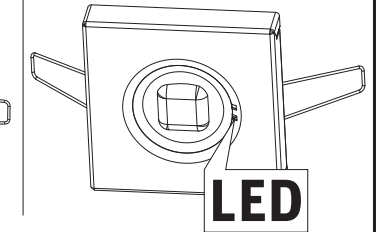
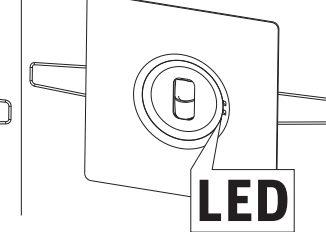
**TM.PRIMO C (D)**



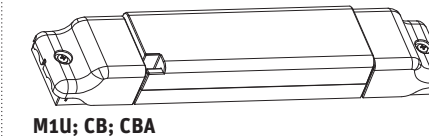
**TM.PRIMO C**



**TM.PRIMO D**

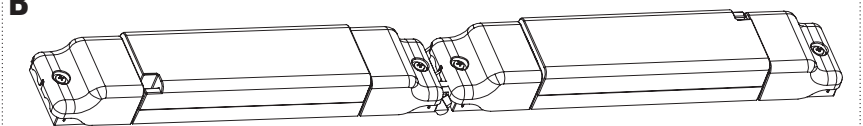


**A**

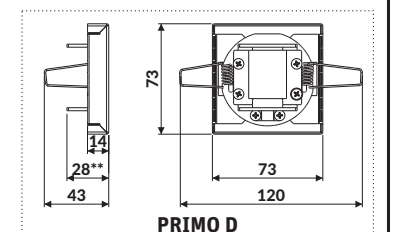
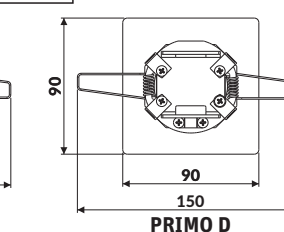
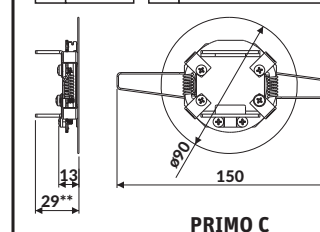


M1U; CB; CBA

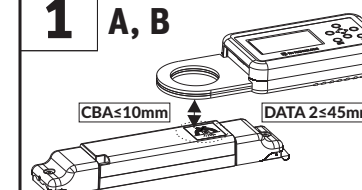
**B**



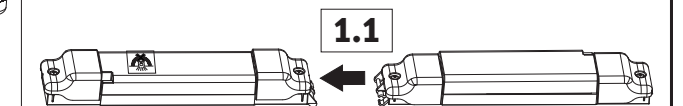
! ±1 [mm] ! \*\*M2H (C1H, W1H, S1H, F1H)



**1 A, B**



**B**



**1** A, B

**1.2** **1.7** **1.5** **1.6a** **1.6b** **1.8** **1.9**

**1.4**

PE	NM; M1U	M	CB	CBA	M1 60(180): NM / M
N	L N AB (DA DA)	L1 N L AB (DA DA)	L+ N- CB	N-L+ L1 LN CB	NN LL AB
L PE					

**1.8** **1.9**

**1A.10** **1B.10**

**2** C F W S

**3** A, B

**3.1** **3.2** **3.3** **3.4** **3.5**